

K&F PIA M

- 3-Way passive high power column speaker
- adjustable tweeter array with adaptive J-shape (patent pending)
- Throw distance up to 25 m or uniform coverage from 1 m onwards
- coverage angle (h x v) 100° x (adjustable) 5° - 25°
- Bass reflex mode for high bandwidth up to 85 Hz
- Cardioid mode for wideband rear attenuation of >10 dB
- maximum sound pressure level of 132 dB SPL
- simple and elegant design



The Kling & Freitag PIA M is a passive 3-way high-performance column speaker with variable dispersion characteristics in the high and low frequency range. The PIA M was designed for mobile use as well as for installations with a focus on high-quality and discreet appearance.

It is equipped with four 4" woofer drivers that can be operated either as bass reflex or cardioid system, two 4" midrange drivers in a cardioid chamber and four 0.7" compression drivers on an adaptive tweeter array. The horizontal dispersion angle is 100° and, by setting the woofer chamber as a cardioid system, it can achieve a rearward attenuation of more than 10 dB down to the lowest reproduction frequency. When set as a bass reflex system, the bandwidth is extended to 85 Hz, allowing the system to be used for speech and high-quality music reproduction.

The adaptive tweeter array allows an ideal adjustment of the vertical sound level distribution to different sound reinforcement situations. The system can be set up for high throw distances of up to 25 m as well as for very uniform coverage of large audience areas. For this purpose, the tweeter array is adapted to the respective situation by means of an adaptive J-shape and can be adjusted in 3 steps (straight, narrow, wide). The respective vertical opening angles are 5°, 15° or 25°.

The cabinet is made of multiplex and coated with a particularly fine textured lacquer, which gives it a very refined look. Lid, base and rear panel are made of shaping metal elements, which support the slim and elegant design. The loudspeaker front is protected by a metal grille, which is backed with opaque acoustic foam.

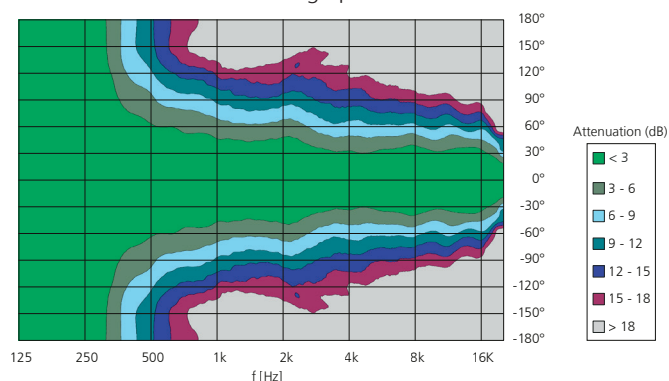
For mounting accessories, M10 threaded inserts are available on the top, bottom and rear for TV spigots, stand flanges, clamp adapters or ring eyelets. In addition, the concealed PIA M wall bracket is a visually appealing solution for permanent installation.

The PIA M can be connected via the recessed connection panel using a SpeakOn plug or via an integrated Phoenix screw connector. For operation, the amplifiers of the K&F PLM+ and D series are available as well as the K&F IPX 2400 and IPX 1200.

K&F PIA M	
Design	Passive 3-way system, 1-way active equalized
Operation with	K&F PLM+ Series, K&F D-Series, K&F IPX 1200 and 2400
Frequency Response ± 10 dB	85 Hz – 23 kHz Bassreflex FR Mode 93 Hz – 23 kHz Bassreflex LCut Mode 107 Hz – 23 kHz Cardioid FR Mode 116 Hz – 23 kHz Cardioid LCut Mode
Frequency Response ± 3 dB	102 Hz – 22 kHz Bassreflex FR Mode 127 Hz – 22 kHz Bassreflex LCut Mode 145 Hz – 22 kHz Cardioid FR Mode 184 Hz – 22 kHz Cardioid LCut Mode
Nominal Coverage Angle (H x V)	100° x 5° - 25° (asymmetric, adjustable)
Nominal Power Handling	150 Watt
Program Power Handling	325 Watt
Peak Power Handling	650 Watt
Maximum SPL (Peak @ max. 10% THD)	132 dB SPL
Nominal Impedance	8 Ω
Loudspeaker/Channel	3 per channel
Components	4 x 0.75" Compression driver on vertically adjustable horn 2 x 4" Mid-range driver in cardioid chamber 4 x 4" low-frequency driver in adjustable bass-reflex/cardioid chamber
Connectors	SpeakON NL4 (1+/-) // Phoenix connector
Enclosure	Birch multiplex with highly resistant finish in RAL 9005 (black) or RAL 9010 (white), 2x M10 thread inserts on base and lid for attaching tripod adapters, TV spigot or recessed mounting bracket for wall mounting, 4x M10 thread inserts on the back of the cabinet for mounting clamp adapters, rear recessed speakON and Phoenix connector, opaque steel grille with black acoustic foam, adjustable tweeter array, switchable bass reflex or cardioid tuning
Dimensions (W x H x D)	139 x 1196 x 168 mm
Weight	12.2 kg
Colour	RAL 9005 (black) RAL 9010 (white) RAL special colour (on request)
Options	'100 V' 50/100/150 VA toroidal transformer; Wall bracket set
Accessories	See catalogue or www.kling-freitag.com

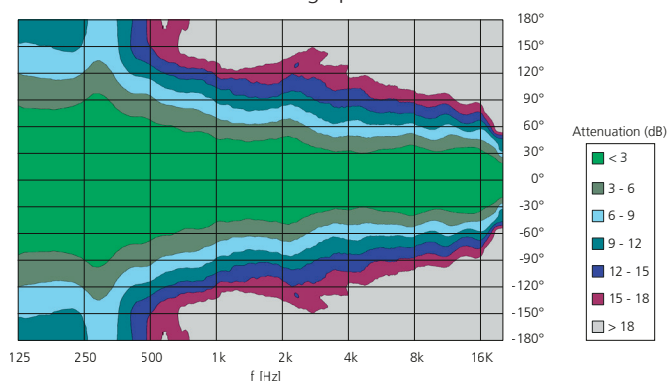
PIA M Bassreflex Mode

HF narrow horizontal coverage pattern

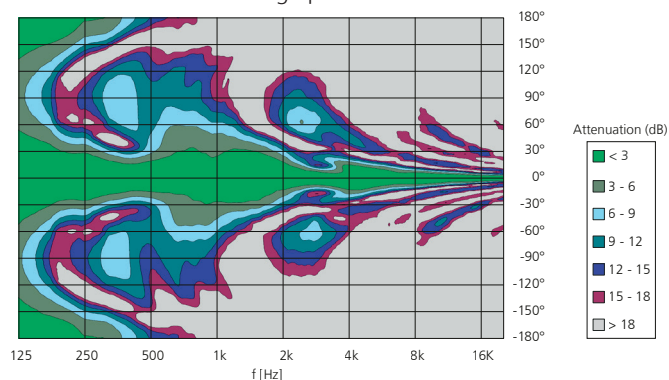


PIA M Cardioid Mode

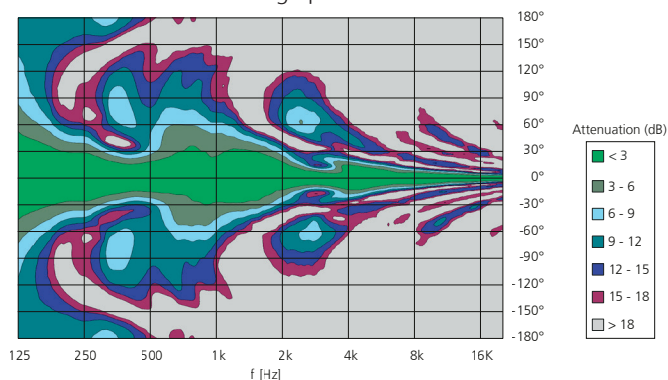
HF narrow horizontal coverage pattern



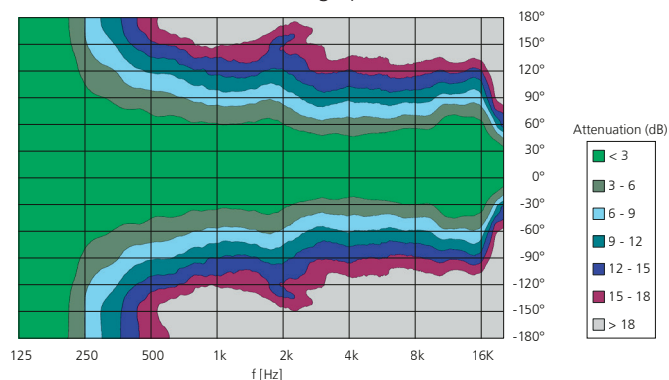
HF narrow vertical coverage pattern



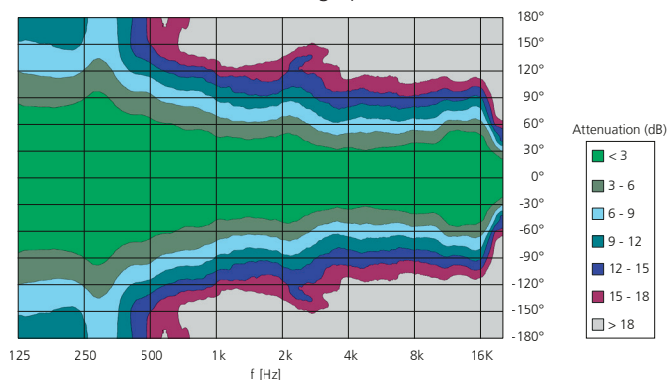
HF narrow vertical coverage pattern



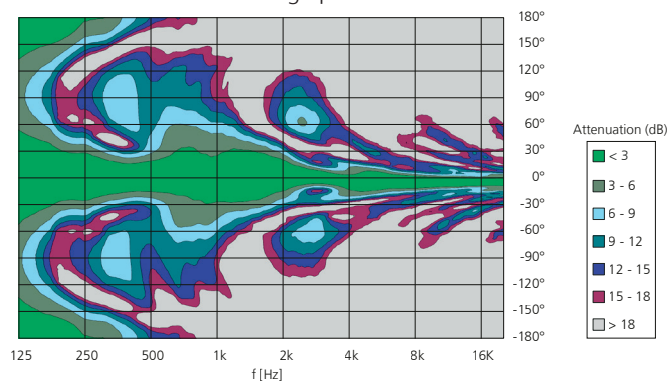
HF medium horizontal coverage pattern



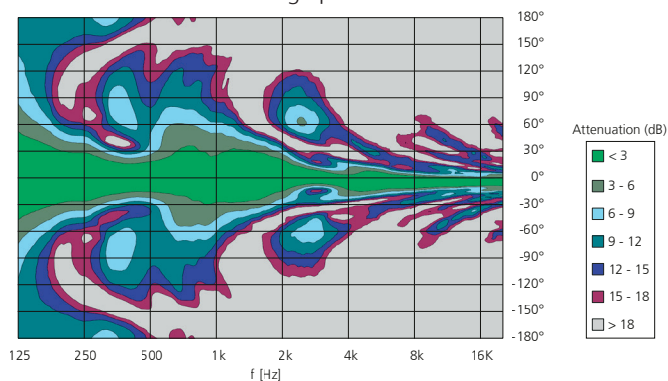
HF medium horizontal coverage pattern



HF medium vertical coverage pattern

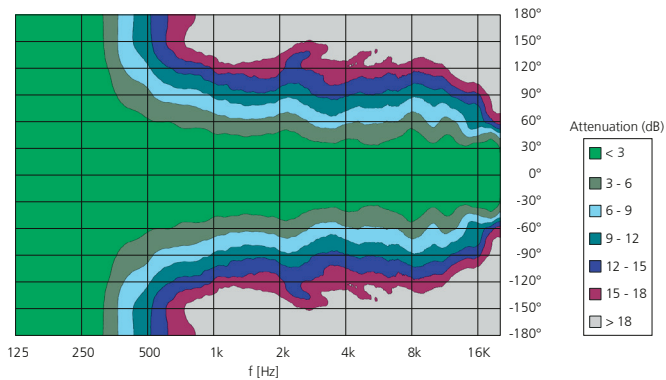


HF medium vertical coverage pattern



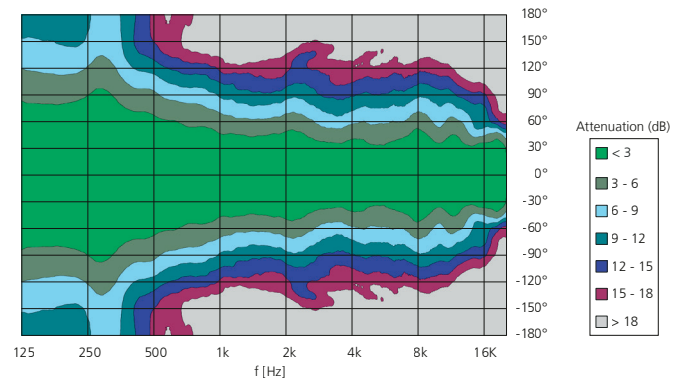
PIA M Bassreflex Mode

HF wide horizontal coverage pattern

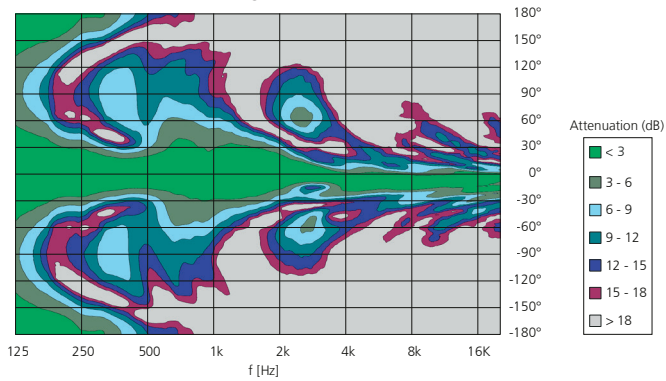


PIA M Cardioid Mode

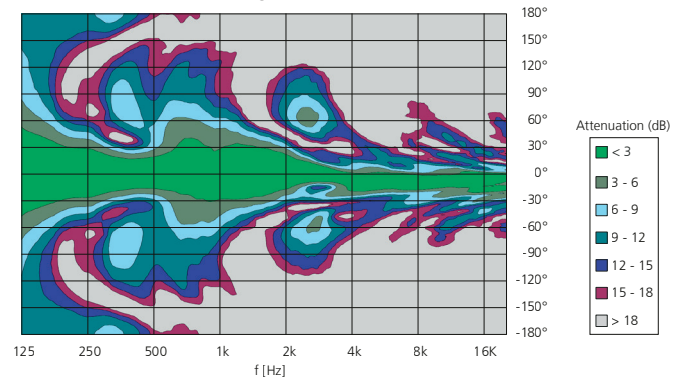
HF wide horizontal coverage pattern



HF wide vertical coverage pattern

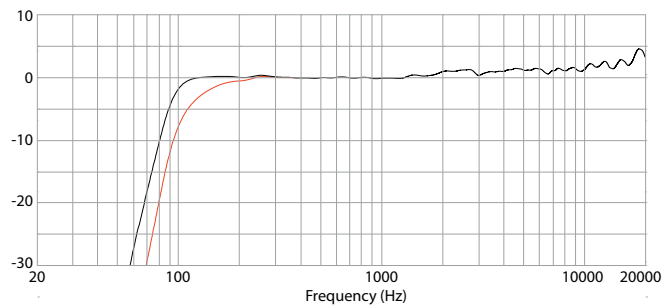


HF wide vertical coverage pattern



Frequency response 'on axis' Bassreflex Mode

— Frequency response FR
— Frequency response LCut



Frequency response 'on axis' Cardioid Mode

— Frequency response FR
— Frequency response LCut

